Multiple District 3

As of October 2026 Cumulative

Year	New Clubs	Dropped Clubs	Gain/ Loss Clubs	New Members	Charter Members	Reinstate Members	Transfer Members	Total Member Added	Total Members Dropped	Gain/ Loss Members
2022-2023	0	3	-3	252	0	21	17	290	440	-150
2023-2024	1	4	-3	247	47	26	15	335	413	-78
2024-2025	0	8	-8	238	0	16	22	276	475	-199
2025-2026	0	9	-9	218	0	24	11	253	426	-173
2026-2027	0	0	0	68	0	2	1	71	75	-4
Average	**0**	**5**	**-5**	**205**	**9**	**18**	**13**	**245**	**366**	**-121**

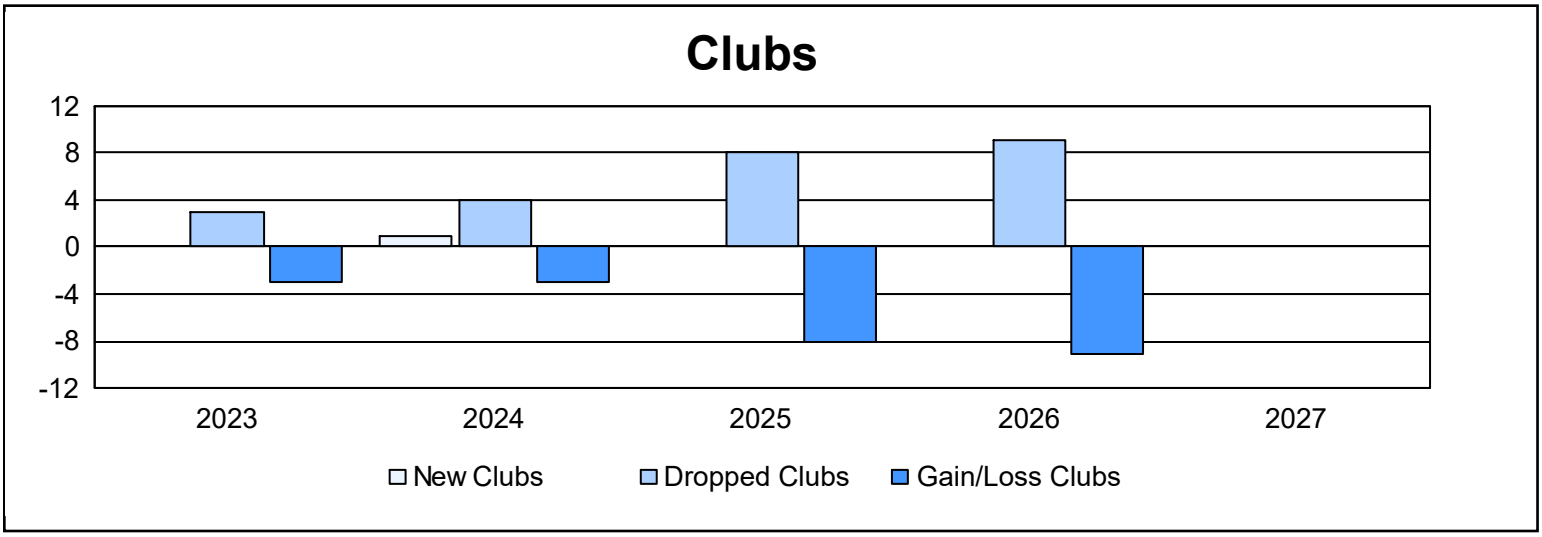

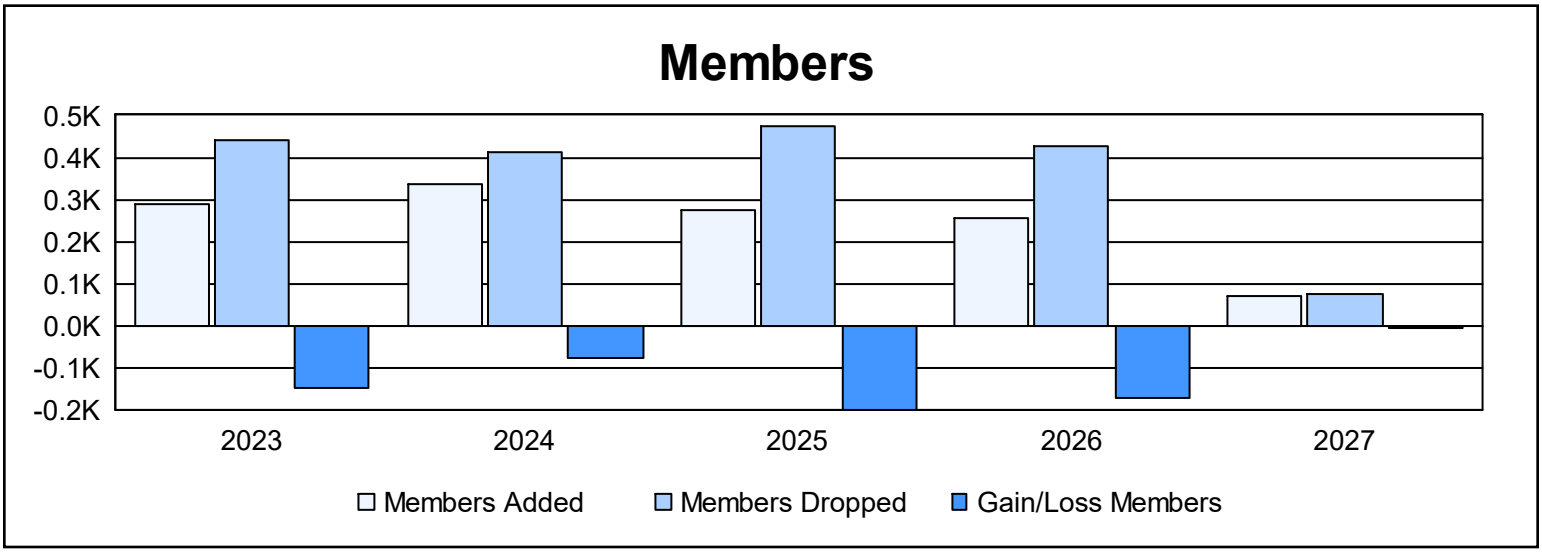

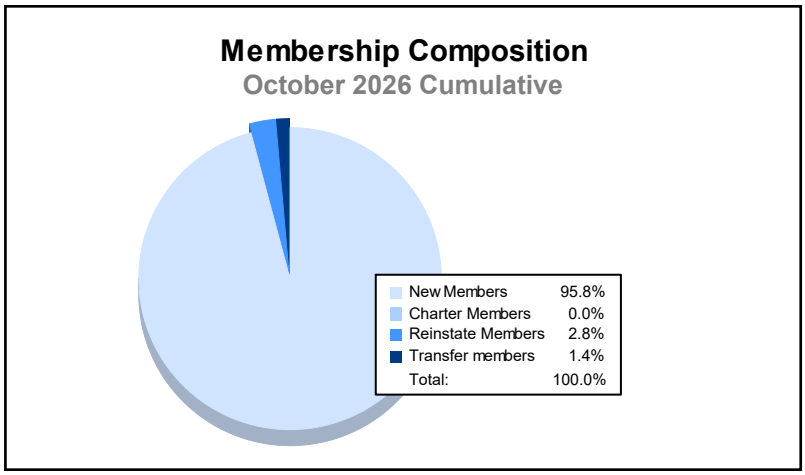
Membership Composition
October 2026 Cumulative
New Members 95.8%
Charter Members 0.0%
Reinstate Members 2.8%
Transfer members 1.4%
Total: 100.0%

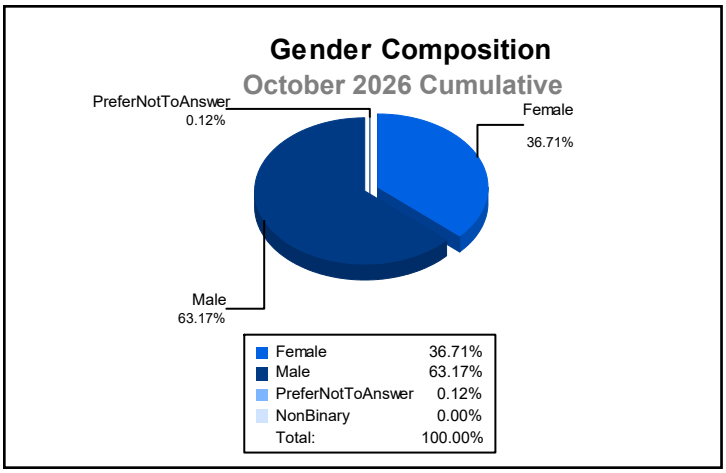
Gender Composition
October 2026 Cumulative
PreferNotToAnswer
0.12%
Female
36.71%
Male
63.17%
Female 36.71%
Male 63.17%
PreferNotToAnswer 0.12%
NonBinary 0.00%
Total: 100.00%